

# Tetr's-T

Indoor Lighting - Surface Mounted Lighting



## Colour Options



## TECHNICAL INFORMATION

<b>Housing</b>	Metal Sheet
<b>Diffuser</b>	High Transmittance Opal Diffuser
<b>Paint</b>	Electrostatic Powder Coating

## OPTICAL SPECIFICATIONS

<b>Light Distribution</b>	Symmetrical
<b>Light Output Angle</b>	120°
<b>UGR Value</b>	UGR ≤ 22
<b>CRI</b>	CRI ≥ 80
<b>Color Bin Value</b>	Mc Adams ≤ 3

## ELECTRICAL

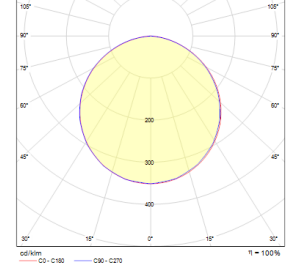
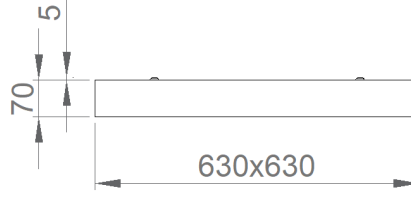
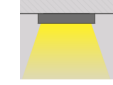
<b>Power (W)</b>	28W
<b>Power Factor</b>	>0.95
<b>Light Source</b>	SMD Mid Power LED
<b>Cabling</b>	Halogen-Free
<b>Input Voltage</b>	220-240V AC / 50-60 Hz
<b>LED Driver</b>	High Efficiency Constant Current Output
<b>Ambient Temperature</b>	-20°C / +50°C
<b>LED Lifetime L80B50</b>	>50.000 Hour

## OPTIONAL

- DALI
- Tunable White
- CRI > 90
- Different RAL Color Options
- Class-II Protection Class
- AC-DC Supply(MBS)
- 1-10V DIM
- Emergency Lighting Unit
- 2700K ~ 6500K
- Plug-in Connector
- PIR Sensor

## ASSEMBLY

<b>Installation Type</b>	Surface Mounted
<b>Mounting Apparatus</b>	Screw Dowel Set



Order Code	W	Lm	Lm	CRI	WxLxH (mm)	Kg
03125.66.30.032	28	2930	3000	Ra>80	630x630x70	4,1

