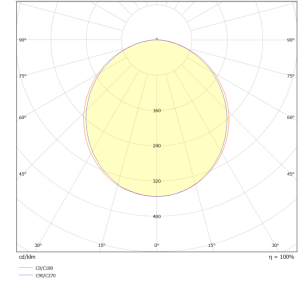
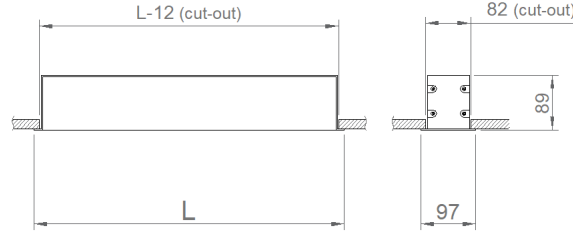
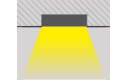


Waterline-100 IP65

Indoor Lighting - Linear Lighting, Recessed Lighting, Waterproof



Colour Options



Ral 9016

Ral 9006

Ral 9005

TECHNICAL INFORMATION

Housing	Extruded Aluminum Profile
Side Cover	Aluminum Injection
Diffuser	High Light Transmittance Opal
Paint	Electrostatic Powder Paint
Dimensions(mm)	97(W) x 90(H)

OPTICAL SPECIFICATIONS

Optics	Symmetrical
Light Output Angle	110°
UGR Value	UGR ≤ 22
CRI	CRI ≥ 80
Color Bin Value	Mc Adams ≤ 3

ELECTRICAL

Power (W)	18-65W
Power Factor	>0.95
Light Source	SMD Mid Power LED
Cabling	Halojen-Free
Input Voltage	220-240V AC / 50-60 Hz
LED Driver	High Efficiency Constant Current Output
Ambient Temperature	-20°C / +50°C
LED Lifetime L80B50	>50.000 Saat

OPTIONAL

- DALI	- 1-10V DIM
- Tunable White	- Emergency Lighting Unit
- CRI > 90	- 2700K ~ 6500K
- Different RAL Color Options	- Plug-in Energy Input Connector
- Class-II Protection Class	- PIR Sensor
- AC-DC Supply(MBS)	

ASSEMBLY

Installation Type Under Plaster

Order Code	W	Lm	CCT	CRI	WxHxL (mm)	Kg
02156.99.30.020	18	1900	3000	Ra>80	97x90x605	1,7

