

Drax-A Batwing

Indoor Lighting - Waterproof



Colour Options



Ral 9006

TECHNICAL INFORMATION

Housing	Extruded Aluminum Profile
Side Cover	PC Injection + Silicone Gasket
Diffuser	Batwing Lens + PC Opal
Paint	Anodized Coating

OPTICAL SPECIFICATIONS

Optics	High Efficiency Batwing Lens
Light Output Angle	165°x130°
UGR Value	UGR ≤ 22
CRI	CRI ≥ 80
Color Bin Value	Mc Adams ≤ 3

ELECTRICAL

Power (W)	21-54W
Power Factor	>0.95
Light Source	Mid Power LED
Cabling	Halojen-Free
Input Voltage	220-240V AC / 50-60 Hz
LED Driver	High Efficiency Constant Current Output
Ambient Temperature	-20°C / +50°C
LED Lifetime L80B50	>50.000 Hour

OPTIONAL

- DALI	- 1-10V DIM
- DC Operation Mode	- Emergency Lighting Unit
- CRI > 90	- 2700K ~ 6500K
- Class-II Protection Class	- PIR Sensor
- AC-DC Supply(MBS)	

ASSEMBLY

Installation Type	Surface Mounted
Mounting Apparatus	Metal Bracket

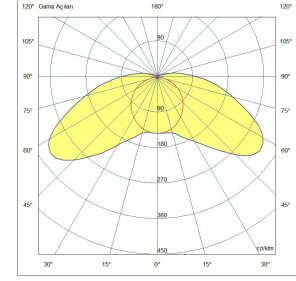
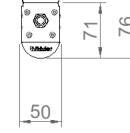



GLOW WIRE
650°C



IP
65

IK
09



Order Code	W	Lm	Angle	CCT	CRI	L (mm)	Kg
07112.06.30.021	21	2460	165°-130°	3000K	Ra>80	580	0,5

