

Pivot - Ayarlanabilir Açı

Indoor Lighting - Spot Lighting



Colour Options



Ral 9016

TECHNICAL INFORMATION

Housing	Aluminum Injection
Frame	Aluminum Injection
Reflector	PC Zoom Adjustable Optical Lens
Paint	Anodizing

OPTICAL SPECIFICATIONS

Optics	Symmetrical
Light Output Angle	17-60°
UGR Value	UGR ≤ 22
CRI	CRI ≥ 80
Color Bin Value	Mc Adams ≤ 3

ELECTRICAL

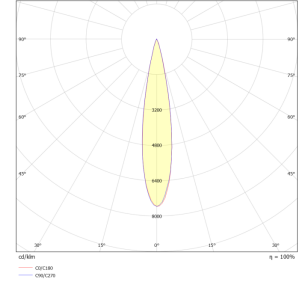
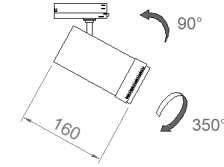
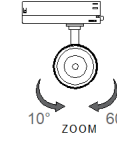
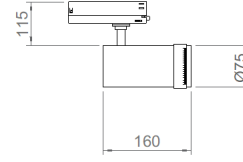
Power (W)	22W
Power Factor	>0.95
Light Source	COB LED
Cabling	Halojen-Free
Input Voltage	220-240V AC / 50-60 Hz
LED Driver	High Efficiency Constant Current Output Rail Drive
Ambient Temperature	-20°C / +50°C
LED Lifetime L80B50	>50.000 Hour

OPTIONAL

- DALI
- CRI > 90
- Different RAL Color Options
- Tunable White
- 2700K ~ 6500K

ASSEMBLY

Installation Type Ray Socket, Surface Mounted



Order Code	W	Lm	Angle	CCT	CRI	ØxH (mm)	Kg
05679.80.30.022	22	2200	17°/ 60°	3000	Ra>80	Ø75x160x15	0,74
05679.80.40.023	22	2300	17°/ 60°	4000	Ra>80	Ø75x160x15	0,74

