

Bold IP66

Indoor Lighting - Waterproof



Colour Options



Ral 9006

TECHNICAL INFORMATION

Housing	Extruded Aluminum Profile
Diffuser	Tempered clear glass
Paint	Anodized Coating
Dimensions(mm)	54(W) x 62(H)

OPTICAL SPECIFICATIONS

Optics	Symmetrical
Light Output Angle	110°
UGR Value	UGR ≤ 25
CRI	CRI ≥ 80
Color Bin Value	Mc Adams ≤ 3

ELECTRICAL

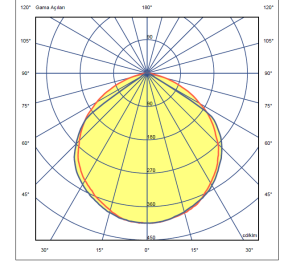
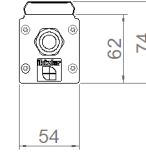

Power (W)	10-44W
Power Factor	>0.95
Light Source	SMD Mid Power LED
Cabling	Halogen-Free
Input Voltage	220-240V AC / 50-60 Hz
LED Driver	High Efficiency Constant Current Output
Ambient Temperature	-20°C / +50°C
LED Lifetime L90B10	>50.000 Hour

OPTIONAL

- DALI	- 1-10V DIM
- Tunable White	- Emergency Lighting Unit
- CRI > 90	- 2700K ~ 6500K
- Different RAL Color Options	- Plug-in Connector
- Class-II Protection Class	- PIR Sensor
- AC-DC Supply(MBS)	

ASSEMBLY

Installation Type	Surface Mounted
Mounting Apparatus	Metal Apparatus



Order Code	W	Lm	CCT	CRI	L (mm)
01192.66.40.012	10	1040	4000	Ra>80	316
01192.66.40.021	18	2080	4000	Ra>80	596
01192.66.40.031	26	3100	4000	Ra>80	876
01192.66.40.042	35	4160	4000	Ra>80	1156
01192.66.40.041	44	5000	4000	Ra>80	1436

