

Modus-S

Indoor Lighting - Pendant Lighting



Colour Options



TECHNICAL INFORMATION

Housing Extruded Aluminum Profile
Reflector Anodized PC Reflector
Paint Electrostatic Powder Paint

OPTICAL SPECIFICATIONS

Optics Symmetrical
Light Output Angle 36°
UGR Value UGR ≤ 17
CRI CRI ≥ 80
Color Bin Value Mc Adams ≤ 3

ELECTRICAL

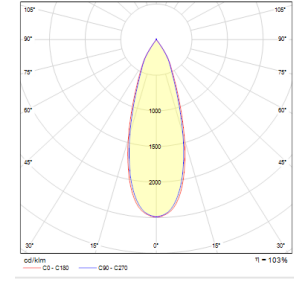
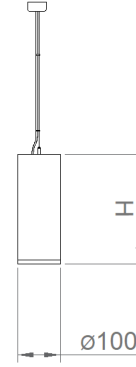
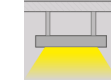
Power (W) 14-19W
Power Factor >0.95
Light Source COB LED
Cabling Halogen-Free
Input Voltage 220-240V AC / 50-60 Hz
LED Driver High Efficiency Constant Current Output
Ambient Temperature -20°C / +50°C
LED Lifetime L80B50 >50.000 Hour

OPTIONAL

- DALI
- Tunable White
- CRI > 90
- Different RAL Color Options
- Class-II Protection Class
- 1-10V DIM
- Emergency Lighting Unit
- 2700K ~ 6500K
- Plug-in Energy Input Connector
- AC-DC Supply(MBS)

ASSEMBLY

Installation Type Pendant
Mounting Apparatus Height Adjustable Steel Wire



Order Code	W	Lm	CCT	CRI	Angle	ØDx(H)	Kg
05648.97.30.018	14	1760	3000	Ra>80	36°	100x240	1,6
05648.97.40.019	14	1850	4000	Ra>80	36°	100x240	1,6
05648.97.30.027	19	2320	3000	Ra>80	36°	100x400	1,6
05648.97.40.028	19	2440	4000	Ra>80	36°	100x400	1,6

