

# Duet-R

Indoor Lighting - Spot Lighting



## Colour Options



## TECHNICAL INFORMATION

<b>Housing</b>	Aluminum Extrusion Profile
<b>Side Cover</b>	Aluminum Injection
<b>Reflector</b>	Anti-Glare Optical Reflector
<b>Paint</b>	Electrostatic Powder Paint

## OPTICAL SPECIFICATIONS

<b>Optics</b>	Symmetrical
<b>Light Output Angle</b>	36°
<b>UGR Value</b>	UGR ≤ 16
<b>CRI</b>	CRI ≥ 80
<b>Color Bin Value</b>	Mc Adams ≤ 3

## ELECTRICAL

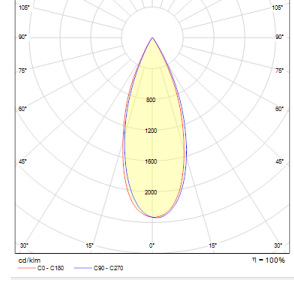
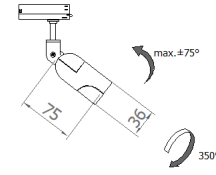
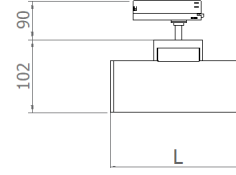
<b>Power (W)</b>	11-33W
<b>Power Factor</b>	>0.95
<b>Light Source</b>	High Power LED
<b>Cabling</b>	Halogen-Free
<b>Input Voltage</b>	220-240V AC / 50-60 Hz
<b>LED Driver</b>	High Efficiency Constant Current Output Rail Drive
<b>Ambient Temperature</b>	-20°C / +50°C
<b>LED Lifetime L80B50</b>	>50.000 Hour

## OPTIONAL

- DALI	- 1-10V DIM
- CRI > 90	- 2700K ~ 6500K
- Different RAL Color Options	- AC-DC Supply(MBS)

## ASSEMBLY

**Installation Type** Surface Mounted



Order Code	W	Lm	Angle	CCT	CRI	WxLxH (mm)	Kg
01189.37.30.011	11	920	36°	3000	Ra>80	145x36x102	0,45
01189.37.40.012	11	1020	36°	4000	Ra>80	145x36x102	0,45
01189.37.30.021	22	1840	36°	3000	Ra>80	280x36x102	0,75
01189.37.40.022	22	2040	36°	4000	Ra>80	280x36x102	0,75
01189.37.30.036	33	2760	36°	3000	Ra>80	430x36x102	1,15
01189.37.40.038	33	3060	36°	4000	Ra>80	430x36x102	1,15

